
MDN

Celebration of Learning
2019-2020 School Year



WHO ARE THE PADRES?

- MdN Marching Band – ABODA Super State 3rd Place Finisher
- MdN Football Team – Qualified for Quarter-finals
- MdN Varsity Spirit Line – Qualified for AIA State Championships (for the first time in over a decade)
- National Hispanic Scholar – Senior, Elizabeth Bejarano
- MdN Mariachi selected to perform at AMEA State Conference
- MdN Fine Arts Academy Student won Valley Metro Art Contest (MdN student won for 2nd time in 3 years)
- Channel 12 A+ Teacher of the Week: Kate Roman
- 2019 TUHSD CTE Teacher of the Year: Lindsey Danskin
- 2019 ASU School of Music Outstanding Mentor Teacher of the Year: Scott Glasser
- 2019 Diablos Excellence in Education Award Winners:
 - Teacher of the Year: Robert Owen-Jones
 - Lifetime Achievement: Jasen Evoy



WHO ARE THE PADRES?

2019 Enrollment Breakdown

Freshman	359
Sophomore	357
Junior	346
Senior	355
Total	1417



Enrollment by the Numbers

Special Ed Students	187	13%
EL Students	29	2%
Free/Reduced Lunch Students	620	44%
Open Enrollment Students	491	35%
Within District OE Students	208	15%

College-level/prep Course Offerings

AP Courses	12
Honors Courses	32
Dual Enrollment Courses	30

Advanced Placement Scores (2018 – 2019)

Number of Exams	90
Percent Passing 3+	70%

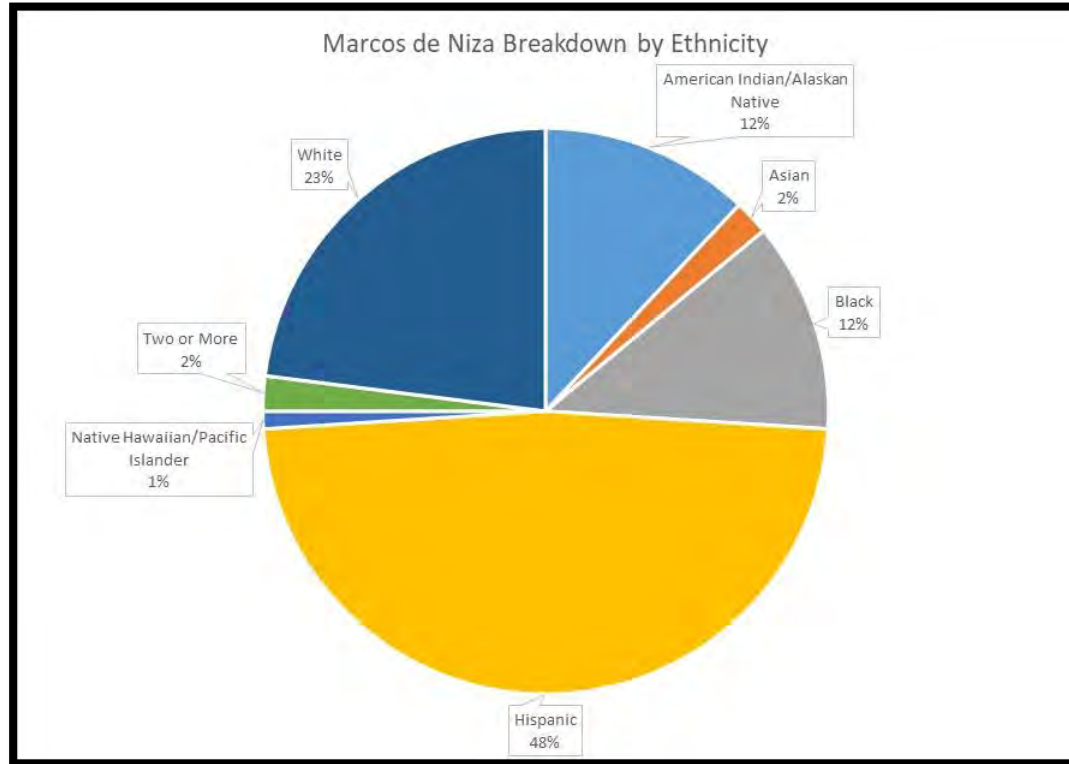
	17-18 SY	18-19 SY	19-20 (projected)
# of CTE Completers	92	136	201

Post-Secondary Plans (Class of 2019)

4 Year College/University	34%
2 Year College	42%
Technology School	05%
Military	03%
Work	16%

	Fall of 2017	Fall of 2018	Fall of 2019
# of DE students	136	130	145

WHO ARE WE AS A SCHOOL?

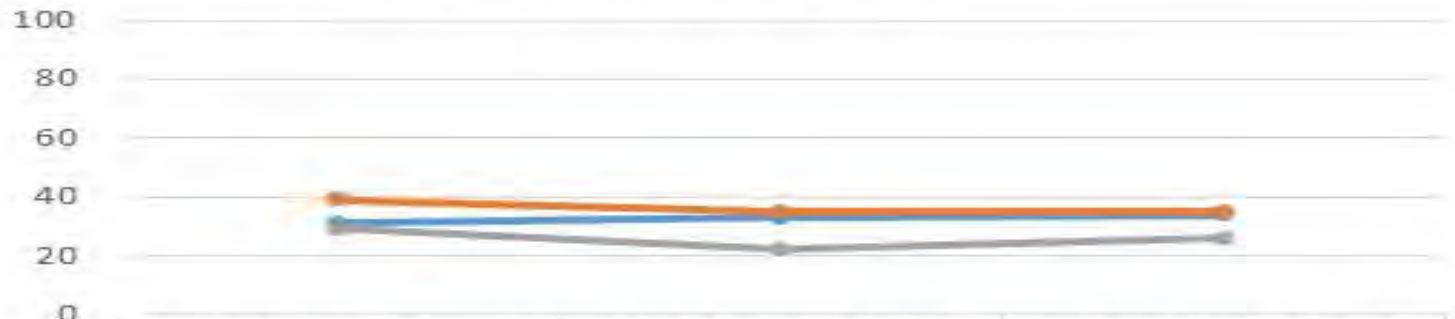


ACADEMIC GOAL

MDN	Overall performance on State Tests	
	2019 Percent Passing	Goal for 2020
ELA 10	26	29
Geometry	30	33
Science	33	36

ENGLISH ACADEMIC DATA

ELA 10 Marcos de Niza



	2017 Percent Passing	2018 Percent Passing	2019 Percent Passing
State	31	33	34
District	39	35	35
MDN	29	22	26

State District MDN

MATH ACADEMIC DATA

Geometry Marcos de Niza

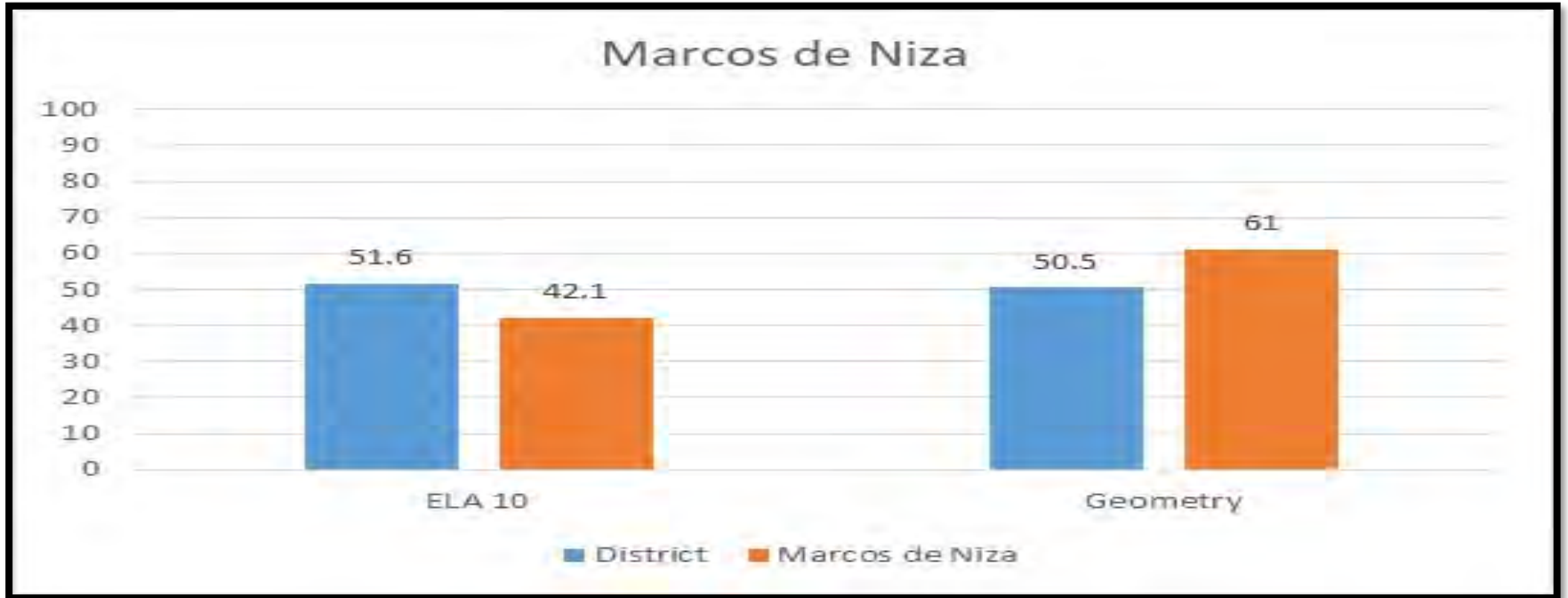


	2017 Percent Passing	2018 Percent Passing	2019 Percent Passing
State	34	37	37
District	37	36	35
MDN	23	19	30

State District MDN

PROGRESS ASSESSMENT I

PERCENT PROFICIENT



SCIENCE ACADEMIC DATA

Science AIMS-Freshmen

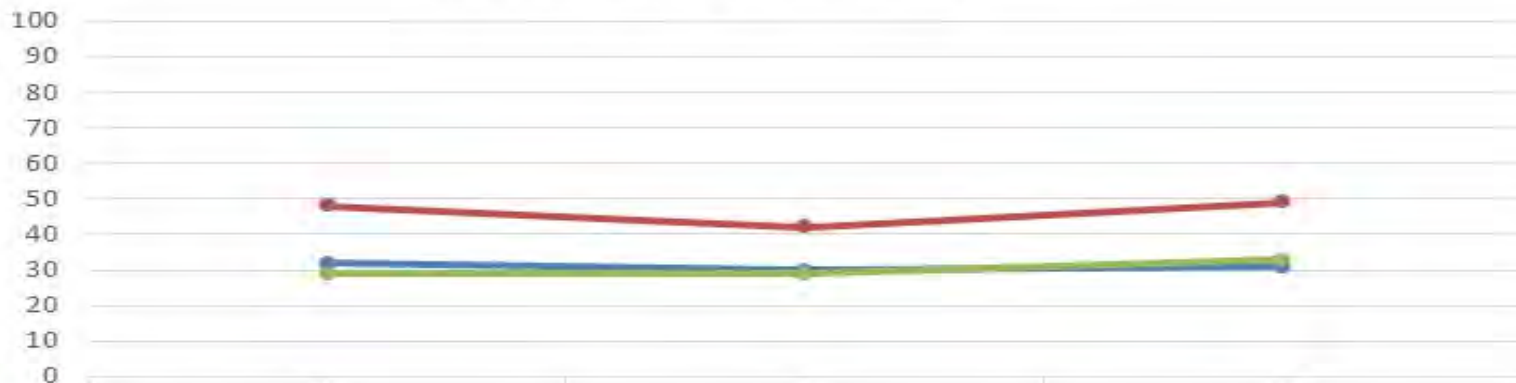


	2017	2018	2019
State	45	45	45
TUHSD	77	53	53
MDN	55	72	86

State TUHSD MDN

SCIENCE ACADEMIC DATA

Science AIMS-Sophomores



	1	2	3
State	32	30	31
TUHSD	48	42	49
MDN	29	29	33

State TUHSD MDN

STRATEGIES

- Standards-based grading shift
- English/Math/Science Department-wide Goals
 - AZM2/AIMS Preparation/Reflection
 - Incentive Plans
 - Site Council testing day breakfasts
- Targeted AcLab Intervention

STRATEGIES

- Teacher Collaboration, Reflection and Continued Learning
 - Monthly Collaboration Spotlight
 - Collaboration Workshops
 - Teacher-led Classroom Management Workshop
 - ELEOT Walk-thru protocol, data analysis and reflection

MULTI-TIERED SYSTEM OF SUPPORT (MTSS) GOAL

- Decrease the number of tardies
- Decrease our discipline rate
- Increase extra-curricular participation
- Increase attendance rate

STRATEGIES WE ARE IMPLEMENTING

- Padre U
- Real-time Intervention:
 - Targeted AcLab
 - Homework Lab
 - Athletic Program Homework Lab
- Intervention Team:
 - Attendance Action Plans
 - Tardy accountability system
- Discipline data analysis

MTSS DATA

Average Daily Attendance Rate

2018-19 SY	95%
2019-20 SY (through Q2)	95.19%

Targeted AcLab Intervention

Average Daily Requests	350 students
------------------------	--------------

Tier 3 Intervention

Reading Strategies	46 students
Math Lab	76 students
Intervention List	30 freshmen/ 30 sophomores

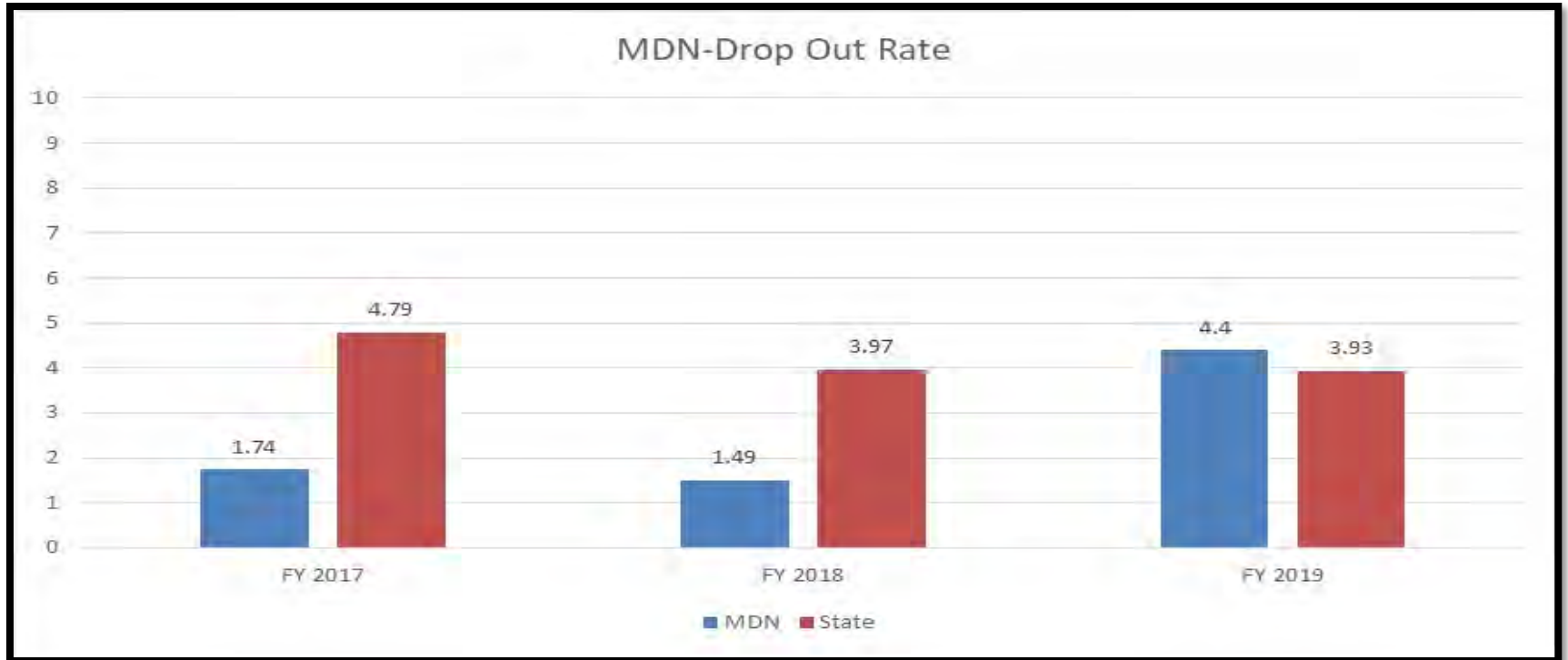
Tardies by the numbers

One-time offenders	67%
--------------------	-----

STRATEGIES WE ARE IMPLEMENTING

- Student Support Survey
- Club Rush
- Padre Field Day
- Mindfulness Initiatives

DROP OUT RATE



DROP-OUT RATE ACTION PLAN

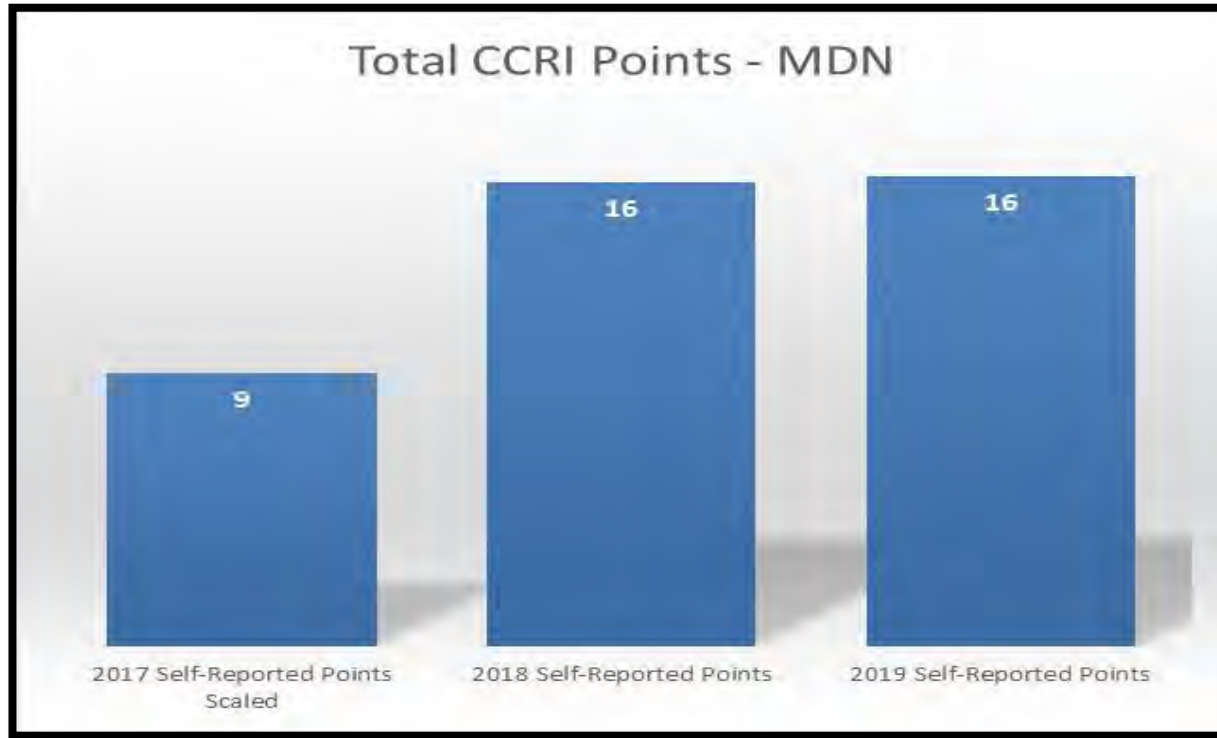
- Weekly status meetings
- Process for monitoring and follow-up
- Team: APA, Interventionists, Records Specialist, Student Services Specialist, Student Services Coordinator, Guadalupe liaison

Current S4/W4 Status

23 students

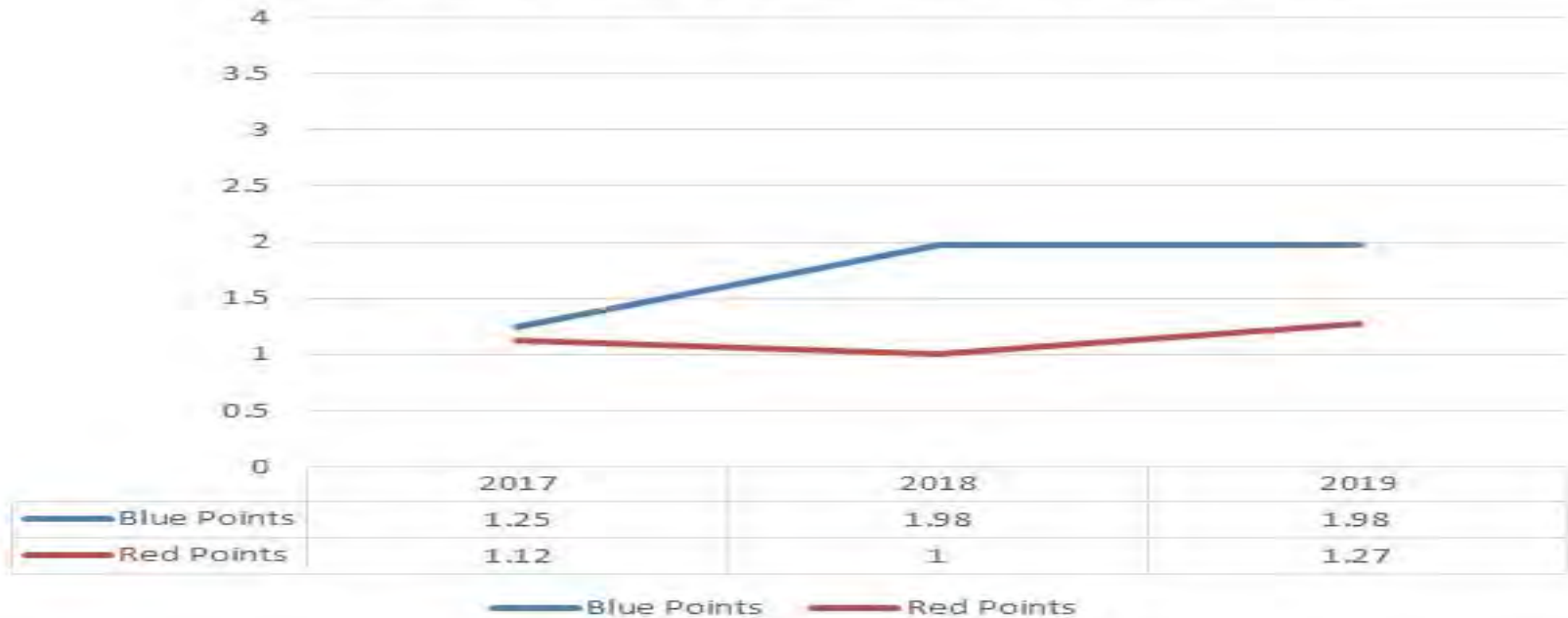
1.6%

COLLEGE AND CAREER READINESS (CCR) DATA

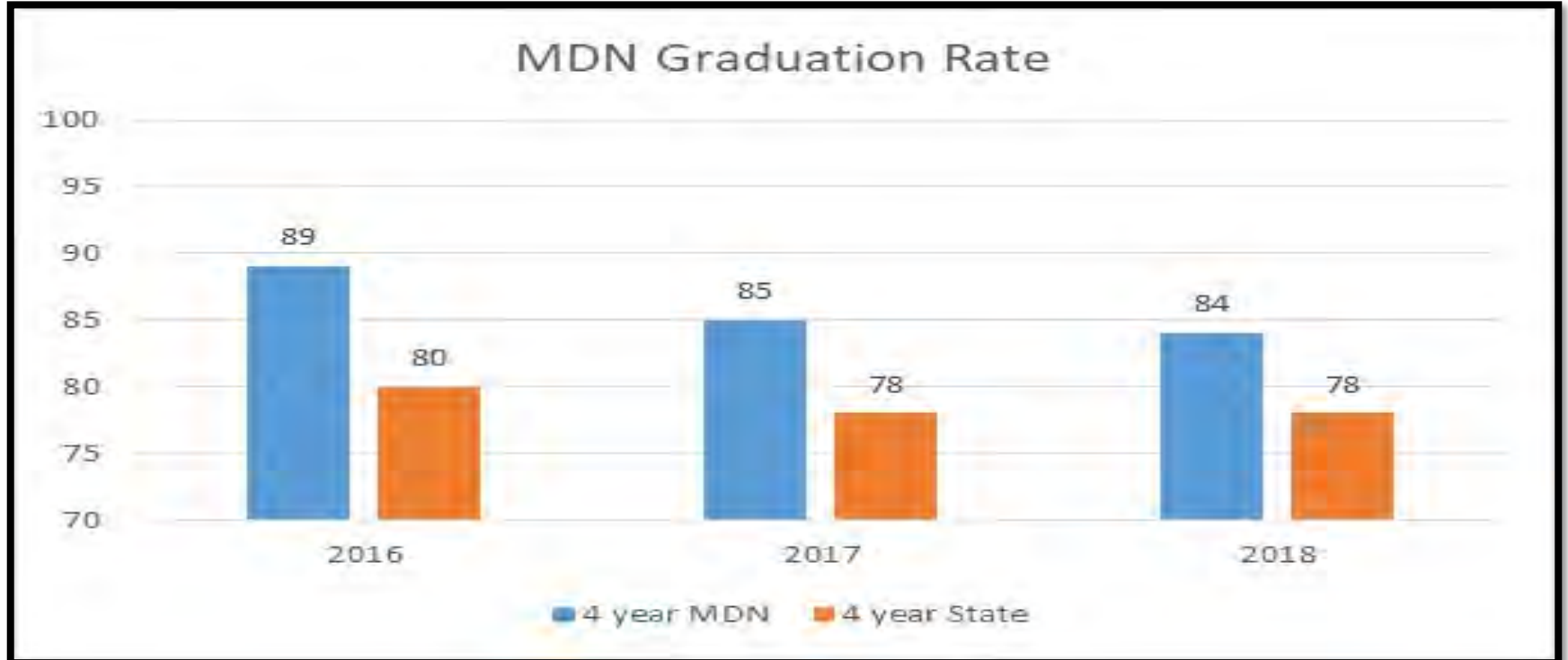


CCR DATA

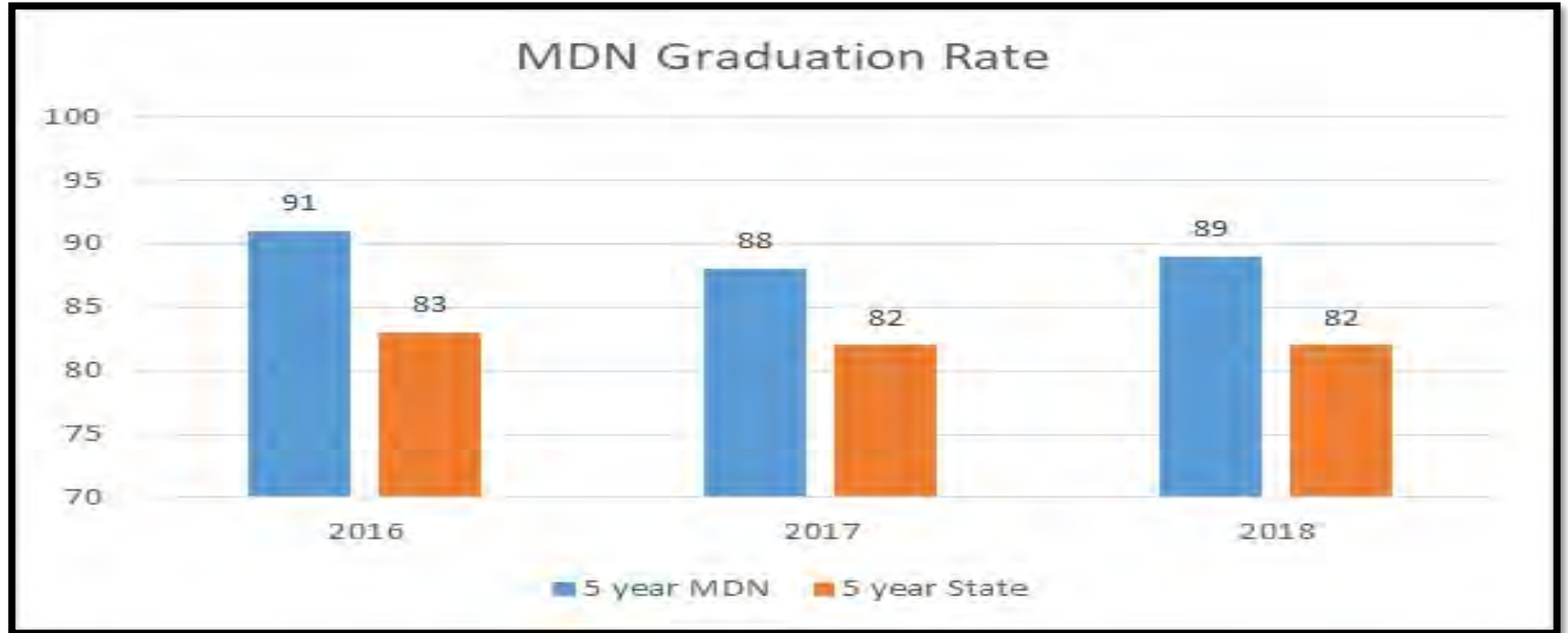
CCRI Average College and Career Points MDN



MARCOS DE NIZA GRADUATION RATES



MARCOS DE NIZA GRADUATION RATES



MARCOS DE NIZA
SCHOLARSHIP DOLLARS EARNED

Total # Scholarships Offered: 114
Total Scholarship Amount: \$5,500,000



COLLEGE AND CAREER READINESS (CCR) GOALS

- Increase our graduation rate by 5%
- Increase the number of students earning both college going and career ready CCRI points

STRATEGIES WE ARE IMPLEMENTING

- Counseling Department Goal:
 - Increase FAFSA completion rate for Senior class
 - From 48% to 58%
- Implementation of AVID program:
 - 2 sections (freshman and sophomore)
 - School-wide focus on collaborative instructional strategies


STRATEGIES WE ARE IMPLEMENTING

- Dual Enrollment parent and student education strategies
- AP teacher collaboration
- School-wide shared ownership of student course selection process
 - Increased opportunities for exposure of CTE/Fine Arts programs

STRATEGIES WE ARE IMPLEMENTING

- Intervention and Credit Recovery Opportunities:
 - 1st semester Algebra I Interventions
 - Incompletes, Turnaround sections, TUOL Lab
- Summer Credit Recovery Programs
 - Algebra IB Summer Session
 - MdN TUOL Lab for Intervention students

MARCOS DE NIZA IN THE COMMUNITY



QUESTIONS?

